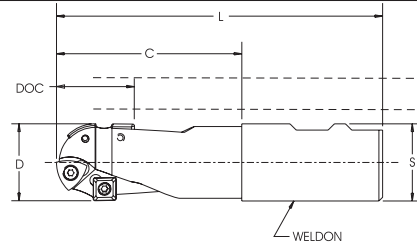



540 Series

Round 







- Extended Reach • Ball End Configuration • All with Thru Coolant

540 Series - Dimensional Specifications

Product Number	D	S	C	L	DOC	Insert	Screw	Teeth	Weight
540E0100BCP3-W100R	1.00	1.00	3.00	5.28	1.11	CTPCB-32-16 SPEX-32.52	-0005 -0022	2 2	1.25
540E0100BCP3-W125R	1.00	1.25	3.00	5.28	1.11	CTPCB-32-16 SPEX-32.52	-0005 -0022	2 2	1.38
540E0100CCP3-W125R	1.00	1.25	4.00	6.28	1.11	CTPCB-32-16 SPEX-32.52	-0005 -0022	2 2	1.75
540E0100ECP3-W125R	1.00	1.25	6.00	8.28	1.11	CTPCB-32-16 SPEX-32.52	-0005 -0022	2 2	2.00
540E0100FCP3-W125R	1.00	1.25	7.00	9.28	1.11	CTPCB-32-16 SPEX-32.52	-0005 -0022	2 2	2.00
540E0100GCP3-W125R	1.00	1.25	8.00	10.28	1.11	CTPCB-32-16 SPEX-32.52	-0005 -0022	2 2	2.50
540E0125BCP3-W100R	1.25	1.00	3.00	5.28	1.23	CTPCB-32-20 SPEX-32.52	-0005 -0021	2 2	1.88
540E0125BCP3-W125R	1.25	1.25	3.00	5.28	1.23	CTPCB-32-20 SPEX-32.52	-0005 -0021	2 2	2.00
540E0125CCP3-W125R	1.25	1.25	4.00	6.28	1.23	CTPCB-32-20 SPEX-32.52	-0005 -0021	2 2	2.25
540E0125ECP3-W125R	1.25	1.25	6.00	8.28	1.23	CTPCB-32-20 SPEX-32.52	-0005 -0021	2 2	3.00
540E0125GCP3-W125R	1.25	1.25	8.00	10.28	1.23	CTPCB-32-20 SPEX-32.52	-0005 -0021	2 2	3.50
540E0150BCP3-W125R	1.50	1.25	3.00	5.28	1.35	CTPCB-43-24 SPEX-32.52	-0004 -0021	2 2	4.00
540E0200BCP3-W200R	2.00	2.00	3.00	6.25	1.61	CTPCB-43-32 SPEX-32.52	-0004 -0021	4 2	5.50
540E0200DCP3-W200R	2.00	2.00	5.00	8.25	1.61	CTPCB-43-32 SPEX-32.52	-0004 -0021	4 2	7.25
540E0200FCP3-W200R	2.00	2.00	7.00	10.25	1.61	CTPCB-43-32 SPEX-32.52	-0004 -0021	4 2	9.00

LEFT HAND cutters also available

Insert I.C. x Thickness	 Insert Pg. 32	 Insert Pg. 45	 Insert Screw	 Insert Screw Wrench
.375 x .125	CTPCB-32-16B		3605-0001-0005	1557-TX10
.375 x .125	CTPCB-32-16J		3605-0001-0005	1557-TX10
.375 x .125	CTPCB-32-20B		3605-0001-0005	1557-TX10
.375 x .125	CTPCB-32-20J		3605-0001-0005	1557-TX10
.500 x .188	CTPCB-43-24		3605-0001-0004	1557-TX25
.500 x .188	CTPCB-43-32B		3605-0001-0004	1557-TX25
.500 x .188	CTPCB-43-32J		3605-0001-0004	1557-TX25
.375 x .156		SPEX-32.52	3605-0001-0021 / -0022	1557-TX10

Machining Parameters

Material	SFPM	FPT	Primary	Secondary
Tool Steel, D2, P20	400-800	.003-.010	GR 606jRm	GR LTC-14
Stainless Steel 300 Series	300-600	.003-.008	GR 586XRm	GR LTC-10

- Wide offering of extensions for hard to reach places
- Ball nose end with ability to do side cutting
- Multi-function design performs, ramping, channeling, peripheral and plunging cuts
- All have through coolant



LOVEJOY Tool Co., Inc. 1-800-843-8376