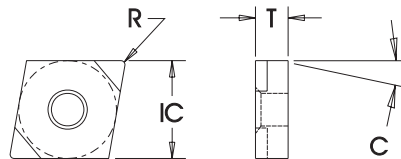



Inserts

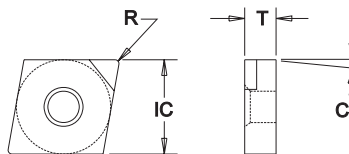
PCD/CBN

CNGA Type (Double Tipped)



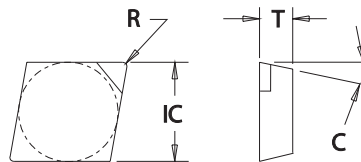
PCD / CBN Insert Dimensional & Grade Specifications									
Insert Number	IC	T	R	C	PCD Grades			CBN Grades	
					LTC-130	LTC-120	LTC-110	200A2	220A2
CNGA-432W615A0.5	.500	.188	.031	0°					●
CNGA-432W625A0.5	.500	.188	.031	0°					●
CNGA-433W625A0.5	.500	.188	.047	0°					●

CNMA Type



PCD / CBN Insert Dimensional & Grade Specifications											
Insert Number	IC	T	R	C	PCD Grades			CBN Grades			
					LTC-130	LTC-120	LTC-110	LTC-270	LTC-260	LTC-220	LTC-200
CNMA-43	0.500	0.188	Specify	0°					●		
CNMA-543	0.625	0.250	0.047	0°					●		

CPG Type



PCD / CBN Insert Dimensional & Grade Specifications											
Insert Number	IC	T	R	C	PCD Grades			CBN Grades			
					LTC-130	LTC-120	LTC-110	LTC-270	LTC-260	LTC-220	LTC-200
CPG-42	0.500	0.126	Specify	11°						●	●

- All Materials
- Steel
- Stainless Steel
- Cast Iron
- Aluminum / Non-Ferrous
- Heat Resistant Super Alloys
- Hardened Materials