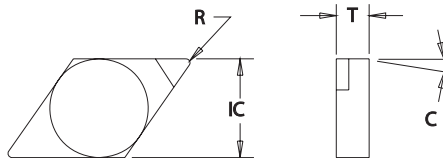


# Inserts

# PCD/CBN

## DNG Type



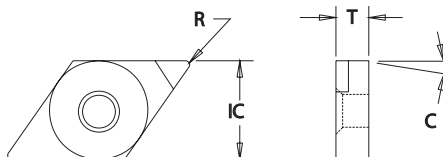

PCD / CBN Insert Dimensional & Grade Specifications

Insert Number	IC	T	R	C	PCD Grades			CBN Grades			
					LTC-130	LTC-120	LTC-110	LTC-270	LTC-260	LTC-220	LTC-200
DNG-432	0.500	0.188	0.031	0°			●				● ●

## DNGA Type



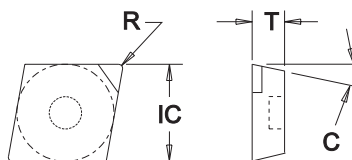

## DNMA Type



PCD / CBN Insert Dimensional & Grade Specifications

Insert Number	IC	T	R	C	PCD Grades			CBN Grades			
					LTC-130	LTC-120	LTC-110	LTC-270	LTC-260	LTC-220	LTC-200
DNGA-43	0.500	0.188	Specify	0°			●				● ●
DNMA-43	0.500	0.188	Specify	0°			●				● ●

## MECA Type



PCD / CBN Insert Dimensional & Grade Specifications

Insert Number	IC	T	R	C	PCD Grades			CBN Grades			
					LTC-130B	LTC-110B	LTC-110A	LTC-270	LTC-260	LTC-220	LTC-200
MECA-532	.625	.187	.015	20°		●	●				
MECA-631	.750	.187	.015	20°			●				
MECA-632	.750	.187	.031	20°			●				
MECA-633	.750	.187	.047	20°			●				
MECA-634	.750	.187	.062	20°		●	●				
MECA-638	.750	.187	.125	20°			●				

● All Materials

● Cast Iron

● Hardened Materials

● Steel

● Aluminum / Non-Ferrous

● Stainless Steel

● Heat Resistant Super Alloys



Index

Specials

Inserts

General

Cavity Mold

Gray Iron

PCD / CBN

Slotters

Technical Data

Holders