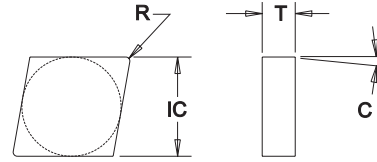



# Inserts

# Silicon Nitride

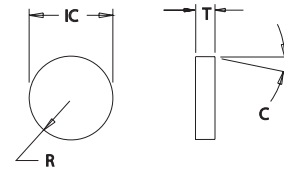
## CNG Type



Silicon Nitride Insert Dimensional & Grade Specifications

| Insert Number | IC    | T     | R     | C  | Silicon Nitride  |          |          |
|---------------|-------|-------|-------|----|------------------|----------|----------|
|               |       |       |       |    | Edge Preparation | LTC-1000 | LTC-1200 |
| CNG-433W820   | 0.500 | 0.188 | 0.047 | 0° | 8° X .020        |          |          |
| CNG-434W820   | 0.500 | 0.188 | 0.062 | 0° | 8° X .020        |          |          |
| CNG-443W820   | 0.500 | 0.250 | 0.047 | 0° | 8° X .020        |          |          |
| CNG-444W820   | 0.500 | 0.250 | 0.062 | 0° | 8° X .020        |          |          |
| CNG-533W820   | 0.625 | 0.188 | 0.047 | 0° | 8° X .020        |          |          |
| CNG-534W820   | 0.625 | 0.188 | 0.062 | 0° | 8° X .020        |          |          |
| CNG-543W820   | 0.625 | 0.250 | 0.047 | 0° | 8° X .020        |          |          |
| CNG-544W820   | 0.625 | 0.250 | 0.062 | 0° | 8° X .020        |          |          |
| CNG-633W820   | 0.750 | 0.188 | 0.047 | 0° | 8° X .020        |          |          |
| CNG-634W820   | 0.750 | 0.188 | 0.062 | 0° | 8° X .020        |          |          |

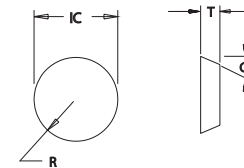
## RNG Type



Silicon Nitride Insert Dimensional & Grade Specifications

| Insert Number | IC    | T     | R     | C  | Silicon Nitride  |          |          |
|---------------|-------|-------|-------|----|------------------|----------|----------|
|               |       |       |       |    | Edge Preparation | LTC-1000 | LTC-1200 |
| RNG-43W820    | 0.500 | 0.188 | 0.250 | 0° | 8° X .020        |          |          |
| RNG-53W820    | 0.625 | 0.188 | 0.312 | 0° | 8° X .020        |          |          |
| RNG-63W820    | 0.750 | 0.188 | 0.375 | 0° | 8° X .020        |          |          |

## RPC Type



Silicon Nitride Insert Dimensional & Grade Specifications

| Insert Number | IC    | T     | R     | C   | Silicon Nitride  |          |          |
|---------------|-------|-------|-------|-----|------------------|----------|----------|
|               |       |       |       |     | Edge Preparation | LTC-1000 | LTC-1200 |
| RPC-43W630    | 0.500 | 0.188 | 0.250 | 11° | 6° X .030        |          |          |
| RPC-53W630    | 0.625 | 0.188 | 0.312 | 11° | 6° X .030        |          |          |
| RPC-63W630    | 0.750 | 0.188 | 0.375 | 11° | 6° X .030        |          |          |

- All Materials
- Cast Iron
- Hardened Materials
- Steel
- Aluminum / Non-Ferrous
- Stainless Steel
- Heat Resistant Super Alloys