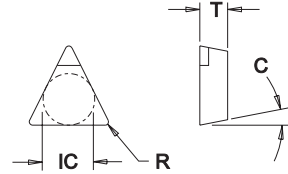


Inserts

PCD/CBN

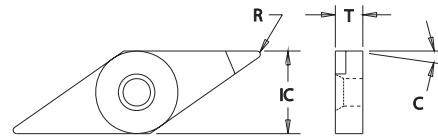

TPG Type



PCD / CBN Insert Dimensional & Grade Specifications

Insert Number	IC	T	R	C	PCD Grades			CBN Grades			
					LTC-130	LTC-120	LTC-110	LTC-270	LTC-260	LTC-220	LTC-200
TPG-22	0.250	0.126	Specify	11°			●				● ●
TPG-32	0.375	0.126	Specify	11°			●				● ●
TPG-33	0.375	0.188	Specify	11°			●				● ●
TPG-43	0.500	0.188	Specify	11°			●				● ●

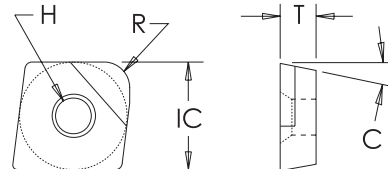

VNGA Type



PCD / CBN Insert Dimensional & Grade Specifications

Insert Number	IC	T	R	C	PCD Grades			CBN Grades			
					LTC-130	LTC-120	LTC-110	LTC-270	LTC-260	LTC-220	LTC-200
VNGA-33	0.375	0.188	Specify	0°			●				● ●
VNGA-43	0.500	0.188	Specify	0°			●				● ●

WFPCW Type



PCD Insert Dimensional & Grade Specifications

Insert Number	IC	T	R	C	Tip Size	PCD Grades		
						LTC-130	LTC-120	LTC-110
WFPCW-432R	.500	.188	.031	11°	B	●		
WFPCW-433R	.500	.188	.047	11°	B			
WFPCW-434R	.500	.188	.062	11°	B			
WFPCW-436R	.500	.188	.094	11°	B	●		

- All Materials
- Cast Iron
- Steel
- Stainless Steel
- Hardened Materials
- Aluminum / Non-Ferrous
- Heat Resistant Super Alloys